



Shaw's 4-In-1 Ultra Urethane Wood Adhesive HS091

APPROVED FLOORING TYPES WHEN USED AS ADHESIVE ONLY

- Exotic Multi-Ply Engineered Plank
- Acrylic Impregnated Plain-Back Parquet
- Multi-Ply Engineered Plank
- Acrylic Impregnated Multi-Ply Engineered Plank
- Plain-Back Parquet

APPROVED FLOORING TYPES WHEN USED AS 4-IN-1 ULTRA

- Multi-Ply Engineered Plank

FEATURES

- Moisture Cure Urethane Adhesive Membrane
- Sound Control System
8" Concrete Slab; No Ceiling; IIC=53
8" Concrete Slab; Suspended Ceiling; STC=66
8" Concrete Slab; Suspended Ceiling; IIC=70
- Concrete Moisture Control System
- Moisture Control — No testing required
- One-Part, One-Day System
- Permanent Bond
- Low Odor
- Environmentally Friendly
- CRI Certified for Indoor Air Quality (IAQ!)
- Zero VOCs & Zero Solvents
- Easy To Clean When Wet
- For on, above or below-grade installations
- Nonflammable
- Available in 4-Gallon Pails

TECHNICAL ASSISTANCE:

Specification assistance is highly recommended prior to a proposed installation. Contact any Shaw technical representative for recommendations over existing substrates or problem areas.

INSTRUCTIONS: Read and understand all information below before installation. If there are any questions, please call *Shaw Industries at 1-800-441-7429*. It is the responsibility of the installer to determine proper drying time of the adhesive, how much set up time is needed for the adhesive, applicable trowel size for the product being installed and acceptability of subfloor conditions. The time it takes for the adhesive to cure is related to temperature, humidity, porosity of the subfloor, ventilation and air movement.

APPROVED SUBFLOORS FOR 4-IN-1 Ultra

GENERAL SUBFLOOR PREPARATION:

- **Preparation** - All floors should be flat to within 3/16" in 10 ft. or 1/8" in 6 ft. Subfloors that do not meet industry standards may result in voids in the moisture control membrane. This can allow moisture to adversely affect the wood flooring and is not covered under warranty.
- **Smooth and Flat** - Remove any high spots with a terrazzo grinder or Carborundum stone and fill any low spots with a good quality cementitious-based latex patch mix.
- **Clean** - It is required that all concrete sub floors be scoured with #3-1/2 open coat sandpaper to remove dirt or any surface contamination such as paint, grease, oil, sealers, waxes and curing compounds. Shaw 4-In-1 Ultra adhesive should not be used over these substances. Sweep or vacuum the subfloor before installation. Cutback adhesive residue must be completely removed by sandblasting, shot blasting or scarifying. Finish surface texture to light broom finished concrete.

CONCRETE SUBFLOORS

Concrete should be at least 60 days old. Inspect the concrete before installing flooring over it. Look for any wetness at the base of the dry wall or for visible signs of moisture on the concrete. Shaw 4-In-1 and all wood flooring must be installed according to each manufacturer's specifications. Not following these recommendations will void this warranty. Many wood flooring products can be installed over lightweight concrete (less than 3000 PSI) providing the surface is properly prepared. Check with lightweight concrete manufacturer to confirm application of surface hardener/primer. Radiant heated subfloors should be turned off 24 hours prior to and during installation to prevent premature curing of the adhesive.



4-IN-1 ULTRA TOTAL FLOORING SOLUTION *Wood Installations For 4-In-1 Ultra*

Provide adequate ventilation and air movement. Ideally, installation should not begin until all wet work (painting, dry wall materials, etc.) is complete and the heating/air conditioning system is in operation. Job site temperature should be between 55 and 90 degrees Fahrenheit. Trowel only the amount of adhesive that can be covered in 30 minutes. Install wood flooring into wet adhesive immediately. Occasionally check for transfer to back of wood flooring. If adhesive transfer is less than 100% to the back of the plank, scrape up the adhesive and apply fresh Shaw 4-IN-1 Ultra. Roll the floor with a 100lb. roller every 2-3 hours during and immediately after installation. Remove all defective or unsightly boards immediately. The adhesive is very tenacious and flooring is difficult to remove after the adhesive has cured. Make sure wood flooring is in complete and total contact with the adhesive. Apply weight to any bowed flooring and all floor mounted trim moldings.

For the latest and most current product information visit our website at shawfloors.com



Shaw's 4-In-1 Ultra

Urethane Wood Adhesive

HS091

LIMITATIONS FOR 4-IN-1 ULTRA:

Shaw 4-In-1 Ultra is not recommended for use with 3/4" solid wood plank or bamboo flooring. Shaw 4-In-1 Ultra adhesive is affected by humidity more than temperature. High humidity will cause the adhesive to cure faster and low humidity will slow the curing process. Do not use on wet, contaminated or friable substrates. After 8 or 12 hours, light traffic is allowed. Do not use as a leveling material. Do not use with gypsum based patches or underlayments in wet or moist environments. Shaw 4-in-1 Ultra adhesive may be used with gypsum based patches and underlayments in dry, above grade installations with minimum compressive strengths greater than 2,000 psi for engineered hardwood installation.

REUSE OF PARTIAL CONTAINERS:

Cover pail with plastic trash bag or two layers of plastic film. Put lid on tightly. Turn over pail. This will seal contents from outside air. To open container, take off lid, cut plastic and remove thin layer of cured adhesive on surface.

PRECAUTIONS:

- Contains methylene diphenyl diisocyanate. May cause skin and/or eye irritation. May cause dermatitis and allergic responses. Potential skin and/or respiratory sensitizer. Inhalation of vapors may cause irritation and intoxication with headaches, dizziness, and nausea. See Material Safety Data Sheet for

further information. Ingestion may cause irritation.


- KEEP OUT OF REACH OF CHILDREN. Avoid contact with skin, eyes and clothing. Wash thoroughly after handling. Avoid breathing vapors. Use only with adequate ventilation. Use impervious gloves, eye protection and if TLV


is exceeded or if used in a poorly ventilated area, use NIOSH/MSMA approved respiratory protection in accordance with applicable federal, state and local regulations. DO NOT take internally. Empty container may contain hazardous residues. All warning labels must be observed until container is commercially cleaned or reconditioned.

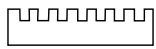
FIRST AID:


In case of eye contact, flush thoroughly with water for at least 15 minutes. **SEEK IMMEDIATE MEDICAL ATTENTION.** In case of skin contact, wash affected areas with soap and water. If irritation persists, **SEEK MEDICAL ATTENTION.** Remove and wash all contaminated clothing. If inhalation causes physical discomfort, remove to fresh air. If discomfort persists, **SEEK MEDICAL ATTENTION**

TROWELS AND COVERAGE: *When Used as Adhesive only*

Floor Type	Trowel	Coverage
multi-ply engineered plank 3/8" up to 1/2" and 5/16" to 3/8" solid strip		60 sq. feet/gal.
3/16" x 1/4" on 1/2" Centers V-Notch		

Floor Type	Trowel	Coverage
3/4" parquet and solid plank greater than 3/8" up to 9/16"		35 sq. feet/gal.
1/4" x 1/4" on 1/8" Square Notch		

Floor Type	Trowel	Coverage
5/16" solid parquet, 1/4" engineered plank		80 sq. feet/gal.
1/8" x 1/8" x 1/8" Square Notch		

TROWELS AND COVERAGE: <i>When Used as a 4-IN-1 System</i>		
Floor Type	Trowel	Coverage
multi-ply engineered plank		30-35 sq. feet/gal.
1/4" x 3/16" V-Notch		

For the latest and most current product information visit our website at shawfloors.com